


# Guide to Benefits Enrollment Using the Lifion Mobile App

## Download the Lifion Mobile App

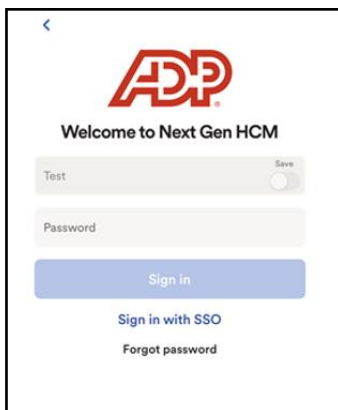
- The Lifion by ADP mobile app can be downloaded on both iOS and Android devices.



**\*\*If you have not previously registered for the Lifion by ADP platform, please reach out to HRIS at [hris@bootbarn.com](mailto:hris@bootbarn.com) for assistance\*\***

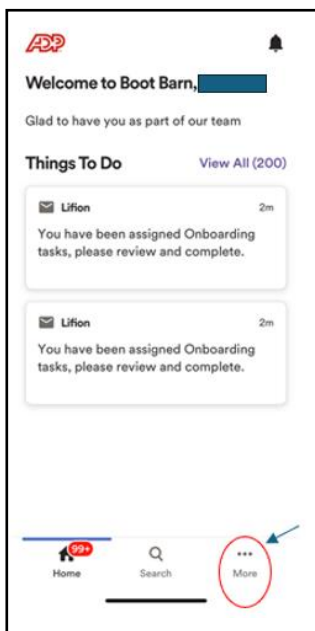
## Login to Your Lifion Account

- Open the Lifion app.
- Enter your unique User ID and Password to log in.



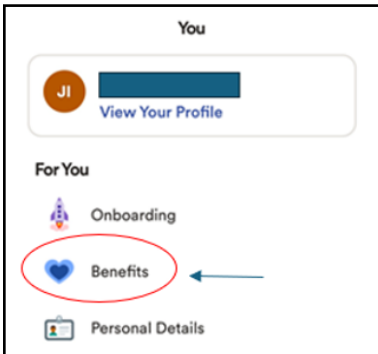
## Navigate to Your Profile

- Upon logging in, you will be redirected to the "Welcome to Boot Barn" page.
- Select the "More" option at the bottom of the page.
- You will be redirected to view Your Profile.

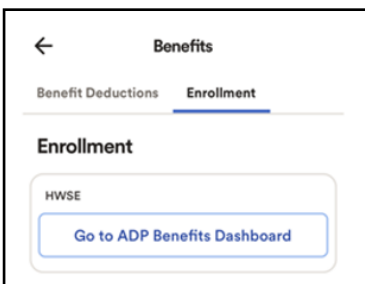


## Access Benefits Enrollment

- On your profile page, select “Benefits.”



- The system will redirect you to the Benefits enrollment page.



## Enroll in Benefits

- Select “Go to ADP Benefits Dashboard.”
- You will be redirected to the Annual Enrollment event page.
- Select - **Enroll now**
- Review dependent(s), beneficiary(ies), and make your benefits elections for the plan year 2024-2025.
- At the end of you benefits elections DO NOT forget to confirm elections to complete your enrollment.

